


# CENTRAL INSURANCE COMPANY LTD.

## STATEMENT OF FINANCIAL POSITION (UN-AUDITED)

As at September 30, 2023

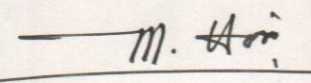
		Sep 30, 2023	Dec 31, 2022
	Note	Taka	Taka
<b>A. FIXED ASSETS :</b>	2.00	1,932,211,398	1,936,539,439
<b>B. CURRENT ASSETS :</b>			
Stock of Stationery	3.00	522,201	518,608
Insurance Stamp in Hand	4.00	1,346,734	976,435
Investment	5.00	249,208,244	249,903,087
Interest, Dividend & Rent Outstanding	6.00	36,048,666	33,238,636
Amount due from other persons or bodies carrying on insurance business	7.00	293,780,904	284,144,148
Sundry Debtors & Advances	8.00	486,924,018	420,433,333
Cash and Cash Equivalents	9.00	772,527,391	747,594,415
<b>Total Current Assets</b>		<b>1,840,358,158</b>	<b>1,736,808,662</b>
<b>C. CURRENT LIABILITIES :</b>			
Sundry Creditors	10.00	748,411,417	680,144,930
Unclaimed Dividend	10.04	8,556,234	5,135,131
Amount due to other persons or bodies carrying on insurance business	11.00	147,463,605	140,117,602
Estimated liability in respect of outstanding claims whether due or intimated	12.00	43,411,947	34,025,087
Balance of Fund & Account	13.00	154,823,773	146,548,104
Deposit Premium	14.00	28,467,184	37,953,919
<b>Total Current Liabilities</b>		<b>1,131,134,160</b>	<b>1,043,924,773</b>
<b>D. NET WORKING CAPITAL (B-C)</b>		<b>709,223,998</b>	<b>692,883,889</b>
<b>E. NET ASSETS (A+D)</b>		<b>2,641,435,396</b>	<b>2,629,423,328</b>
<b>F. FINANCED BY :</b>			
Share Capital	15.00	531,448,230	531,448,230
Share Premium	16.00	56,167,900	56,167,900
General Reserve		29,000,000	29,000,000
Dividend Equalization Fund		42,500,000	42,500,000
Other Reserve or Contingency Account	17.00	1,891,264,977	1,864,205,990
Retained Earnings		91,054,289	106,101,208
<b>Total Shareholders' Equity</b>		<b>2,641,435,396</b>	<b>2,629,423,328</b>
<b>G. Net Assets Value Per Share of Tk. 10 each (With Revaluation)</b>	18.00	49.70	49.48
Net Assets Value Per Share of Tk. 10 each (Without Revaluation)		19.58	19.31

  
(Md. Abul Hasanat)  
Chief Financial Officer

  
(Md. Jafar Ali FCS)  
Company Secretary

  
(Md. Badrul Amin)  
Chief Executive Officer (c.c)

  
(Dr. Jahanara Arzu)  
Vice Chairman


  
(Alhaj Md. Masud Hossain)  
Chairman

# CENTRAL INSURANCE COMPANY LTD.


## STATEMENT OF PROFIT OR LOSS AND OTHER COMPREHENSIVE INCOME (UN-AUDITED )

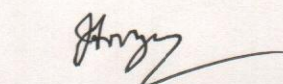
for the period ended September 30, 2023


		Jan-Sep'23	Jan-Sep'22	Jul-Sep'23	Jul-Sep'22
	<u>Note</u>	<u>Taka</u>	<u>Taka</u>	<u>Taka</u>	<u>Taka</u>
<b>A. INCOME :</b>		<b>361,011,459</b>	<b>341,590,635</b>	<b>114,439,817</b>	<b>114,945,348</b>
Premium Less Re-Insurance	19.00	291,377,193	263,528,287	84,000,542	83,722,770
Re-Insurance Commission		18,940,209	19,668,798	6,992,536	6,277,288
Income from Investment and Other Sources	20.00	58,969,725	60,280,852	20,596,502	23,814,539
Reserve for Unexpired Risks Adjustment		(8,275,668)	(1,887,302)	2,850,237	1,130,751
<b>B. EXPENDITURE :</b>		<b>243,803,843</b>	<b>212,288,629</b>	<b>69,185,286</b>	<b>69,731,103</b>
Claims less re-insurance		49,265,137	27,804,561	4,068,579	3,318,623
Management Expenses		145,650,958	139,875,992	50,687,142	53,238,414
Agent Commission		48,887,748	44,608,076	14,429,565	13,174,065
<b>C. PROFIT BEFORE TAX (A-B)</b>		<b>117,207,615</b>	<b>129,302,006</b>	<b>45,254,531</b>	<b>45,214,246</b>
<b>D. PROVISION FOR INCOME TAX</b>		<b>25,728,729</b>	<b>26,159,953</b>	<b>9,587,922</b>	<b>8,578,072</b>
<b>E. NET PROFIT AFTER TAX (C-D)</b>		<b>91,478,886</b>	<b>103,142,052</b>	<b>35,666,609</b>	<b>36,636,173</b>
<b>F. Earning Per Share (EPS)</b> of Tk. 10 each	21.00	1.72	1.94	0.67	0.69

  
(Md. Abul Hasanat)  
Chief Financial Officer

  
(Md. Jafar Ali FCS)  
Company Secretary

  
(Md. Badrul Amin)  
Chief Executive Officer (c.c)


  
(Dr. Jahanara Arzu)  
Vice Chairman

  
(Alhaj Md. Masud Hossain)  
Chairman

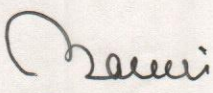
# STATEMENT OF CASH FLOWS (UN-AUDITED)

for the period ended September 30, 2023

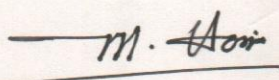
		September 30, 2023	September 30, 2022
<b>A. CASH FLOWS FROM OPERATING ACTIVITIES:</b>	<b>Note</b>	<b>Taka</b>	<b>Taka</b>
Collection from Premium & Other Income		355,810,098	347,814,324
Management Expenses, Commission, Re-insurance & Claims		(253,874,452)	(211,552,359)
Finance Cost		(2,817,825)	(1,885,246)
Income Tax Paid		(26,486,994)	(25,940,246)
<b>Net Cash Flows from Operating Activities</b>	<b>22.00</b>	<b>72,630,827</b>	<b>108,436,473</b>
<b>B. CASH FLOWS FROM INVESTING ACTIVITIES:</b>			
Purchase of Fixed Assets		(8,219,546)	(16,218,202)
Bangladesh Government Treasury Bond		-	(28,654,755)
<b>Net Cash Flows from Investing Activities</b>		<b>(8,219,546)</b>	<b>(44,872,957)</b>
<b>C. CASH FLOWS FROM FINANCING ACTIVITIES:</b>			
Secured Overdraft		36,817,825	49,910,143
Dividend Paid		(76,296,130)	(90,113,522)
<b>Net Cash Flows from Financing Activities</b>		<b>(39,478,305)</b>	<b>(40,203,379)</b>
<b>D. NET CASH INFLOWS/(OUTFLOWS) FOR THE PERIOD (A+B+C)</b>		<b>24,932,976</b>	<b>23,360,137</b>
Opening Cash and Bank Balances		747,594,415	749,262,763
<b>CLOSING CASH AND BANK BALANCES</b>		<b>772,527,391</b>	<b>772,622,900</b>
<b>E. Net Operating Cash Flow Per Share (NOCFPS)</b>		<b>1.37</b>	<b>2.04</b>

  
(Md. Abul Hasanat)  
Chief Financial Officer

  
(Md. Jafar Ali FCS)  
Company Secretary

  
(Md. Badrul Amin)  
Chief Executive Officer (c.c)

  
(Dr. Jahanara Arzu)  
Vice Chairman


  
(Alhaj Md. Masud Hossain)  
Chairman

**CENTRAL INSURANCE COMPANY LTD.**  
**STATEMENT OF CHANGES IN EQUITY (UN-AUDITED)**  
for the period ended September 30, 2023

Particulars	Share Capital	Share Premium	Reserve for exceptional losses	General Reserve	Reserve for Fair Value of Shares	Dividend Equalization Fund	Fixed Assets Revaluation Reserve	Retained Earnings	Total
Balance as on 01-01-2023	531,448,230	56,167,900	381,884,853	29,000,000	(31,559,375)	42,500,000	1,513,880,512	106,101,208	2,629,423,328
Net Profit (after taxation)	-	-						91,478,885	91,478,885
Dividend Paid (Cash)-2022			-					(79,717,233)	(79,717,233)
Transfer to reserve for exceptional losses	-	-	29,137,719					(29,137,719)	-
Addition during the Period					(623,015)				(623,015)
Deferred Tax for Revaluation Reserve								873,430	873,430
Adjustment for Depreciation on Revalued Assets							(1,455,717)	1,455,717	-
Balance as on 30-09-2023	531,448,230	56,167,900	411,022,572	29,000,000	(32,182,390)	42,500,000	1,512,424,795	91,054,289	2,641,435,396

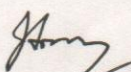
for the period ended September 30, 2022


Particulars	Share Capital	Share Premium	Reserve for exceptional losses	General Reserve	Reserve for Fair Value of Shares	Dividend Equalization Fund	Fixed Assets Revaluation Reserve	Retained Earnings	Total
Balance as on 01-01-2022	531,448,230	56,167,900	346,035,510	29,000,000	(25,292,289)	22,500,000	1,515,174,398	147,607,400	2,622,641,149
Net Profit (after taxation)	-	-						103,142,052	103,142,052
Dividend Paid (Cash)-2021			-					(95,660,681)	(95,660,681)
Transfer to reserve for exceptional losses	-	-	26,352,829					(26,352,829)	-
Addition during the Period					(5,958,697)				(5,958,697)
Adjustment for Depreciation on Revalued Assets							(452,739)	452,739	-
Balance as on 30-09-2022	531,448,230	56,167,900	372,388,339	29,000,000	(31,250,986)	22,500,000	1,514,721,659	129,188,681	2,624,163,823

  
(Md. Abul Hasanat)  
Chief Financial Officer

  
(Md. Jafar Ali FCS)  
Company Secretary

  
(Md. Badrul Amin)  
Chief Executive Officer (c.c)

  
(Dr. Jahanara Arzu)  
Vice Chairman

  
(Alhaj Md. Masud Hossain)  
Chairman