



FINANCIAL STATEMENTS



শফিক বসাক এন্ড কোং
SHAFIQ BASAK & CO.
CHARTERED ACCOUNTANTS

CHATTOGRAM OFFICE:
National House (1st Floor),
109, Agrabad Commercial Area,
Chattogram-4100, Bangladesh,
Phone : 88-031-711561
Pho/Fax : 88-031-723680
Web : www.shafiqbasak.com
E-mail : basak_sbc@yahoo.com
basak@shafiqbasak.com

Partners :
Md. Shafiqul Islam, FCA
Sampad Kumar Basak, FCA
Sarwar Mahmood, FCA
Sheikh Zahidul Islam, MBA, FCA

DHAKA OFFICE-(1):
Shatabdi Centre (6th & 8th Floor)
292, Inner Circular Road,
Fakirapool, Motijheel, Dhaka.
Phone : 88-02-7194870
Pho/Fax : 88-02-7192098
Web : www.shafiqbasak.com
E-mail : basak_sbc@yahoo.com
basak@shafiqbasak.com

INDEPENDENT AUDITOR'S REPORT

To the Shareholders of
Central Insurance Company Limited

Report On the Audit of the Financial Statements

Qualified Opinion

We have audited the financial statements of Central Insurance Company Limited (the “Company”), which comprise the Statement of Financial Position as at 31 December 2023, the Statement of Profit or Loss and Other Comprehensive Income, Profit and Loss Appropriation Account, related Revenue Accounts, Statement of Changes in Equity and Statement of Cash Flows for the year then ended, and notes to the financial statements, including a summary of significant accounting policies and other explanatory information.

In our opinion, except for the possible effects of the matters described in “Basis for Qualified Opinion” section of our report, the accompanying financial statements present fairly, in all material respects, the financial position of the Company as at 31 December 2023, and financial performance and its cash flows for the year then ended in accordance with International Financial Reporting Standards (IFRSs), the Companies Act 1994, the Insurance Act 2010, the Insurance Rules 1958, the Securities and Exchange Rules, 2020 and other applicable laws and regulations.

Basis for Qualified Opinion

Existence of the amount due from Sadharan Bima Corporation (SBC) of Tk.147,448,430 (net of balance) and others insurance Company of Tk. 2,708,089 could not be confirmed in the absence of balance confirmation letter.

We conducted our audit in accordance with International Standards on Auditing (ISAs). Our responsibilities under those standards are further described in the Auditors’ Responsibilities for the Audit of the Financial Statements section of our report. We are independent of the Company in accordance with the International Ethics Standards Board for Accountants’ Code of Ethics for Professional Accountants (IESBA Code) together with the ethical requirements that are relevant to our audit of the financial statements in Bangladesh, and we have fulfilled our other ethical responsibilities in accordance with the IESBA Code. We believe that the audit evidence we have obtained is sufficient and appropriate to provide a basis for our opinion.

Key Audit Matters

Key audit matters are those matters that, in our professional judgment, were most significant in the audit of the financial statements for the year 2023. These matters were addressed in the context of the audit of the financial

statements as a whole, and in forming the auditors' opinion thereon, and we do not provide a separate opinion on these matters. For each matter below our description of how our audit addressed the matter is provided in that context.

We have fulfilled the responsibilities described in the auditors' responsibilities for the audit of the financial statements section of our report, including in relation to these matters.

Accordingly, our audit included the performance of procedures designed to respond to our assessment of the risks of material misstatements of the financial statements. These results of our audit procedures, including the procedures performed to address the matters below, provide the basis for our audit opinion on the accompanying financial statements.

Key Audit Matters	Our responses to the Key Audit Matters
<p>Premium Income</p> <p>Gross general insurance premiums comprise the total premiums received from the whole period of cover provided by contract entered into during the accounting period.</p> <p>Given the important nature, connections to other items to the financial statements and sensitivity of the item we believe this area pose high level of risk.</p>	<p>With respect to premium income in respect of various types of insurance we carried out the following procedures:</p> <p>The design and operating effectiveness of key control around premium income recognition process.</p> <p>Carried out analytical procedures and recalculated premium income for the period.</p> <p>Carried out cut-off testing to ensure unearned premium income has not been included in the premium income.</p> <p>On a sample basis reviewed policy to ensure appropriate policy stamps was affixed to the contract and same has been reflected in the premium register.</p> <p>Ensure on a sample basis that the premium income was being deposited in the designated bank account.</p> <p>Tested on a sample basis to see the appropriate VAT was being collected and deposited to bank through Treasury Challan.</p> <p>Finally assessed the appropriateness and presentation of disclosures against relevant accounting standards, Insurance Act 1938 (as amended in 2010), Insurance Rules, 1958 and other applicable rules and regulations and regulatory guidelines.</p>

Estimated liability in respect of outstanding claims whether due or intimated	
<p>This account represents the claim due o intimated from the insured and involves significant management judgement and risk of understatement. In extreme scenario this item may have going concern implications for the company</p> <p>At the year end, the company reported total balance under the head of estimated liability in respect of outstanding claims whether due or intimated.</p>	<p>We tested design and operating effectiveness of control around the due and intimated claim recording process. We additionally carried out the following substantive testing around this item:</p> <p>Obtained the claim register and tested for completeness of claims recorded in the register on a sample basis.</p> <p>Obtained a sample of claimed policy copy and cross check it with claim.</p> <p>Obtained a sample of survey report and crossed check those against respective ledger balances.</p> <p>Obtained and discussed with management about their basis for estimation and challenged their assumption where appropriate.</p> <p>Tested a sample of claims payments with intimation letter, survey report, bank statement, claim payment, register and general ledger.</p> <p>Finally assessed the appropriateness and presentation of disclosures against relevant accounting standards, Insurance Act 1938 (as amended in 2010), Insurance Rules, 1958 and other applicable rules and regulations and regulatory guidelines.</p>

Other Information

Management is responsible for the other information. The other information comprises all of the information in the annual report other than the financial statements and our auditors' report thereon. The directors are responsible for the other information.

Our opinion on the financial statements does not cover the other information and we do not express any form of assurance conclusion thereon.

In connection with our audit of the financial statements, our responsibility is to read the other information and, in doing so, consider whether the other information is materially inconsistent with the financial statements or our knowledge obtained in the audit or otherwise appears to be materially misstated. If, based on the work we have performed, we conclude that if there is a material misstatement of this other information, we are required to report that fact.

Responsibilities of Management and Those Charged with Governance for the Financial Statements and Internal Control

Management is responsible for the preparation and fair presentation of the financial statements in accordance with IFRSs, the Companies Act 1994, the Insurance Act 2010, the Insurance Rules 1958, the Securities and Exchange

Rules 2020 and other applicable laws and regulations and for such internal control as management determines is necessary to enable the preparation of financial statements that are free from material misstatement, whether due to fraud or error.

In preparing the financial statements, management is responsible for assessing the Company's ability to continue as a going concern, disclosing, as applicable, matters related to going concern and using the going concern basis of accounting unless management either intends to liquidate the Company or to cease operations, or has no realistic alternative but to do so.

Those charged with governance are responsible for overseeing the Company's financial reporting process.

Auditor's Responsibilities for the Audit of the Financial Statements

Our objectives are to obtain reasonable assurance about whether the financial statements as a whole are free from material misstatement, whether due to fraud or error, and to issue an auditor's report that includes our opinion. Reasonable assurance is a high level of assurance, but is not a guarantee that an audit conducted in accordance with ISAs will always detect a material misstatement when it exists. Misstatements can arise from fraud or error and are considered material if, individually or in the aggregate, they could reasonably be expected to influence the economic decisions of users taken on the basis of these financial statements

As part of an audit in accordance with ISAs, we exercise professional judgement and maintain professional skepticism throughout the audit. We also:

- ▶ Identify and assess the risks of material misstatement of the financial statements, whether due to fraud or error, design and perform audit procedures responsive to those risks, and obtain audit evidence that is sufficient and appropriate to provide a basis for our opinion. The risk of not detecting a material misstatement resulting from fraud is higher than for one resulting from error, as fraud may involve collusion, forgery, intentional omissions, misrepresentations, or the override of internal control.
- ▶ Obtain an understanding of internal control relevant to the audit in order to design audit procedures that are appropriate in the circumstances.
- ▶ Evaluate the appropriateness of accounting policies used and the reasonableness of accounting estimates and related disclosures made by management.
- ▶ Conclude on the appropriateness of management's use of the going concern basis of accounting and, based on the audit evidence obtained, whether a material uncertainty exists related to events or conditions that may cast significant doubt on the Company's ability to continue as a going concern. If we conclude that a material uncertainty exists, we are required to draw attention in our auditor's report to the related disclosures in the financial statements or, if such disclosures are inadequate, to modify our opinion. Our conclusions are based on the audit evidence obtained up to the date of our auditor's report. However, future events or conditions may cause the Group and the Company to cease to continue as a going concern.

- ▶ Evaluate the overall presentation, structure and content of the financial statements, including the disclosures, and whether the financial statements represent the underlying transactions and events in a manner that achieves fair presentation.

We communicate with those charged with governance regarding, among other matters, the planned scope and timing of the audit and significant audit findings, including any significant deficiencies in internal control that we identify during our audit.

We also provide those charged with governance with a statement that we have complied with relevant ethical requirements regarding independence, and to communicate with them all relationships and other matters that may reasonably be thought to bear on our independence, and where applicable, related safeguards.

From the matters communicated with those charged with governance, we determine those matters that we were most significant in the audit of the financial statements of the current period and are therefore the key audit matters. We describe these matters in our auditors' report unless law or regulation precludes public disclosure about the matter or when, in extremely rare circumstances, we determine that a matter should not be communicated in our report because the adverse consequences of doing so would reasonably be expected to outweigh the public interest benefits of such communication.

Report on other Legal and Regulatory Requirements

In accordance with the Companies Act 1994, the Insurance Act 2010, the Insurance Rules 1958, the Securities and Exchange Rules 2020 and relevant notifications issued by Bangladesh Securities and Exchange Commission, we also report that:

- a) we have obtained all the information and explanations which to the best of our knowledge and belief were necessary for the purposes of our audit and made due verification thereof;
- b) in our opinion, proper books of accounts, records and other statutory books as required by law have been kept by the Company so far as it appeared from our examination of these books;
- c) The Company management has followed relevant provisions of laws and rules in managing the affairs of the company and proper books of accounts, records and other statutory books have been properly maintained and (where applicable) proper returns adequate for the purposes of our audit have been received from branches not visited by us;
- d) As per section 63(2) of the Insurance Act 2010, in our opinion to the best of our knowledge and belief and according to the information and explanation given to us, all expenses of management wherever incurred and whether incurred directly or indirectly, in respect of insurance business of the company transacted in Bangladesh during the year under report have been duly debited to the related Revenue Accounts and the Statement of Comprehensive income of the Company;

শফিক বসাক এন্ড কোং
SHAFIQ BASAK & CO.
 CHARTERED ACCOUNTANTS

- e) We report that to the best of our information and as shown by its books, the company during the year under report has not paid any person any commission in any form, outside Bangladesh in respect of any its business re-insured abroad;
- f) The Statements of Financial Position and statement of Comprehensive Income, Profit and loss Appropriation Account, Related Revenue Accounts, Statements of Changes in Equity and Statement of Cash Flows of the company together with the annexed notes dealt with by the report are in agreement with the books of account and returns; and
- g) The expenditure incurred was for the purposes of the Company's business.

Dated: Dhaka
 March 24, 2024



Md. Shafiqul Islam FCA
 Enrolment # 595
 Partner
Shafiq Basak & Co.
 Chartered Accountants
 DVC: 2403240595AS775366



CENTRAL INSURANCE COMPANY LTD.

STATEMENT OF FINANCIAL POSITION (BALANCE SHEET)

AS AT DECEMBER 31, 2023

FINANCIAL STATEMENTS

Particulars	NOTES	Taka 2023	Taka 2022
Property & Assets :			
Non-Current Assets		2,175,323,081	2,186,442,526
Fixed Assets	2.00	1,933,695,830	1,936,539,439
Investment	3.00	241,627,251	249,903,087
Current Assets		1,614,200,569	1,486,905,575
Stock of Stationery	4.00	475,540	518,608
Insurance Stamps in hand	5.00	960,574	976,435
Sundry Debtors & Advances	6.00	488,621,501	420,433,333
Interest, Dividend & Rent Outstanding	7.00	39,812,123	33,238,636
Amount due from other persons or bodies carrying on insurance business	8.00	290,139,643	284,144,148
Cash and Cash Equivalents	9.00	794,191,188	747,594,415
Total Property & Assets		3,789,523,649	3,673,348,101
Shareholder's Equity & Liabilities :			
Issued, Subscribed & Paid-up-Capital	10.00	531,448,230	531,448,230
53,144,823 Ordinary shares of Tk.10 each			
Share Premium (11,233,580 Ordinary shares of Tk.5 each)		56,167,900	56,167,900
Reserve or Contingency Account	11.00	2,067,396,567	2,040,194,306
Reserve for exceptional losses		419,757,077	381,884,853
General Reserve		29,000,000	29,000,000
Reserve for Fair Value of Shares	3.01	(30,544,166)	(31,559,375)
Dividend Equalization Reserve		50,000,000	42,500,000
Building Fund		7,500,000	-
Revaluation Reserve	11.01	1,511,006,081	1,512,267,620
Profit & Loss Appropriation Account		80,677,575	106,101,208
Total Shareholder's Equity		2,655,012,697	2,627,810,436
Liabilities and Provisions		1,134,510,952	1,045,537,665
Balance of Fund & Account	12.00	153,073,011	146,548,104
Deposit Premium	13.00	45,640,474	37,953,919
Estimated liabilities in respect of outstanding claims	14.00	51,301,445	34,025,087
Amount due to other persons or bodies carrying on insurance business	15.00	141,374,923	140,117,602
Sundry Creditors	16.00	684,653,599	642,183,775
Unclaimed Dividend	17.00	5,261,134	5,135,131
Other Liabilities (Secured Overdraft)	18.00	53,206,366	39,574,047
Total Shareholder's Equity & Liabilities		3,789,523,649	3,673,348,101
Net Assets Value (NAV) Per Share	21.00	49.96	49.45

The annexure notes form an integral part of these Financial Statements.


(Md. Badrul Amin)

Chief Executive Officer (c.c)


(Shafiqul Kabir)

Director


(Dr. Jahanara Arzu)

Vice Chairman


(Mohammed Masud Hossain)

Chairman

Signed in terms of our separate report of even date

Place, Dhaka

Dated : March 21, 2024


Md. Shafiqul Islam, FCA
Enrolment No. 595
Partner
Shafiq Basak & Co.
Chartered Accountants
DVC: 2403240595AS775366



CENTRAL INSURANCE COMPANY LTD.

STATEMENT OF PROFIT OR LOSS
FOR THE YEAR ENDED DECEMBER 31, 2023

Particulars	NOTES	Taka 2023	Taka 2022
Underwriting Profit or (Loss) Transferred from:		101,768,643	103,103,966
Fire Revenue Account		31,393,374	50,371,275
Marine Revenue Account		57,304,732	37,668,985
Motor Revenue Account		2,523,938	8,903,448
Miscellaneous Revenue Account		10,546,599	6,160,257
Non-Operating Income		83,624,124	79,345,356
(Not Applicable to any particular Fund or Account)			
Interest Received and Accrued		49,064,417	42,912,226
Income from Properties		29,347,020	28,155,540
Dividend Income		5,060,856	8,264,550
Capital Gain/(Loss) on Sale of Share		151,831	5,986
Gain on Sale of Fixed Assets		-	7,054
Total Income (A)		185,392,767	182,449,322
Total Expenses of Management (B)		40,036,033	42,379,333
(Not Applicable to any particular Fund or Account)			
Advertisement & Publicity		1,376,593	762,411
Directors Fee		1,663,200	1,381,600
Audit Fee		276,000	546,250
Legal and Professional		1,009,041	2,671,911
Contribution and Subscription		653,500	865,000
Fees, Registration & Renewal		1,943,978	1,985,962
Group Insurance Premium		703,401	784,753
Gratuity		5,000,000	5,000,000
Repair and Financial Expenses of Properties		10,043,368	10,211,270
Depreciation		17,366,952	18,170,176
Profit/(Loss) before tax (A-B)		145,356,735	140,069,989
Total		185,392,767	182,449,322
Provision for Taxation		40,209,375	32,136,373
Current Tax	16.01	32,765,179	31,887,013
Prior years taxes (Short Provision)		4,586,207	-
Deferred Tax	16.02	2,857,989	249,360
Net Profit/(Loss) after tax		105,147,360	107,933,616
transferred to Profit & Loss Appropriation Account			
Earnings Per Share (EPS) of tk. 10 each	22.00	1.98	2.03

The annexure notes form an integral part of these Financial Statements.



(Md. Badrul Amin)

Chief Executive Officer (c.c)



(Shafiqul Kabir)

Director



(Dr. Jahanara Arzu)

Vice Chairman




(Mohammed Masud Hossain)

Chairman

Signed in terms of our separate report of even date

Place, Dhaka

Dated : March 21, 2024



Md. Shafiqul Islam, FCA
Enrolment No. 595
Partner
Shafiq Basak & Co.
Chartered Accountants
DVC: 2403240595AS775366



CENTRAL INSURANCE COMPANY LTD.

STATEMENT OF OTHER COMPREHENSIVE INCOME FOR THE YEAR ENDED DECEMBER 31, 2023

FINANCIAL STATEMENTS

Particulars	NOTES	Taka 2023	Taka 2022
Net Profit after tax		105,147,360	107,933,616
Excess depreciation on revalued assets		756,924	776,331
		105,904,283	108,709,947
Adjustment of Fair Value of Shares	3.01	(1,015,209)	6,267,086
Total Comprehensive Income for the year		105,904,283	108,709,947

PROFIT OR LOSS APPROPRIATION ACCOUNT FOR THE YEAR ENDED DECEMBER 31, 2023

Particulars	Notes	Taka 2023	Taka 2022
Balance brought forward from last year		106,101,209	147,607,400
Revaluation Surplus Transferred to Retained Earnings		2,018,463	2,070,217
Net Profit for the year (Transferred from Profit or Loss and Other Comprehensive Income)		105,147,360	107,933,616
		213,267,032	257,611,233
Reserve for Exceptional Losses		37,872,224	35,849,343
Dividend Equalization Reserve		7,500,000	20,000,000
Building Fund		7,500,000	-
Dividend Paid		79,717,233	95,660,681
Balance transferred to Financial Position		80,677,575	106,101,208
		213,267,032	257,611,233

The annexure notes form an integral part of these Financial Statements.


(Md. Badrul Amin)
Chief Executive Officer (c.c)


(Shafiqul Kabir)
Director


(Dr. Jahanara Arzu)
Vice Chairman


(Mohammed Masud Hossain)
Chairman

Signed in terms of our separate report of even date

Place, Dhaka
Dated : March 21, 2024


Md. Shafiqul Islam, FCA
Enrolment No. 595
Partner
Shafiq Basak & Co.
Chartered Accountants
DVC: 2403240595AS775366



CENTRAL INSURANCE COMPANY LTD.

CONSOLIDATED BUSINESS REVENUE ACCOUNT

FOR THE YEAR ENDED DECEMBER 31, 2023

Particulars	NOTES	Taka 2023	Taka 2022
Balance of Account at the Beginning of the year		146,548,104	139,671,757
Premium less Re- Insurance	20.00	378,722,245	358,493,430
Commission on Re- Insurance ceded		27,420,536	23,415,468
		552,690,885	521,580,655
Claims under policies less re-insurance		64,222,794	68,769,794
Paid during the year		46,946,436	67,811,103
Total estimated liability in respect of outstanding claim at the end of the year whether due or intimated		51,301,445	34,025,087
		98,247,881	101,836,190
Less: Outstanding at the beginning of the year		34,025,087	33,066,396
Agent Commission		68,412,078	60,459,590
Expenses of Management	19.00	165,214,359	142,699,201
Commission on re-insurance accepted		-	-
Balance of Account at the end of the year as shown in the Balance Sheet :			
Reserve for unexpired risks being 100% of marine hull & 40% of other insurance on premium income of the year	12.00	153,073,011	146,548,104
Profit/(Loss) Transferred to Profit or Loss Account		101,768,643	103,103,966
		552,690,885	521,580,655

The annexure notes form an integral part of these Financial Statements.


(Md. Badrul Amin)
Chief Executive Officer (c.c)


(Shafiqul Kabir)
Director


(Dr. Jahanara Arzu)
Vice Chairman


(Mohammed Masud Hossain)
Chairman

Signed in terms of our separate report of even date

Place, Dhaka
Dated : March 21, 2024


Md. Shafiqul Islam, FCA
Enrolment No. 595
Partner
Shafiq Basak & Co.
Chartered Accountants
DVC: 2403240595AS775366



CENTRAL INSURANCE COMPANY LTD.

FIRE INSURANCE REVENUE ACCOUNT FOR THE YEAR ENDED DECEMBER 31, 2023

FINANCIAL STATEMENTS

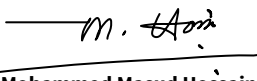
Particulars	NOTES	Taka 2023	Taka 2022
Balance of Account at the Beginning of the year		75,673,146	60,655,576
Premium less Re- Insurance	20.00	237,849,551	189,182,866
Commission on Re- Insurance ceded		16,030,314	12,647,649
		329,553,010	262,486,091
Claims under policies less re-insurance		44,697,488	25,736,975
Paid during the year		32,592,001	21,283,615
Total estimated liability in respect of outstanding claim at the end of the year whether due or intimated		36,760,876	24,655,389
		69,352,877	45,939,004
Less: Outstanding at the beginning of the year		24,655,389	20,202,029
Agent Commission		45,780,595	33,879,687
Expenses of Management	19.00	112,541,734	76,825,007
Commission on re-insurance accepted		-	-
Balance of Account at the end of the year as shown in the Balance Sheet :			
Reserve for unexpired risks being 40% of premium income of the year	12.00	95,139,820	75,673,146
Profit/(Loss) Transferred to Profit or Loss Account		31,393,374	50,371,275
		329,553,010	262,486,091

The annexure notes form an integral part of these Financial Statements.


(Md. Badrul Amin)
Chief Executive Officer (c.c)



(Shabbir ul Kabir)
Director


(Dr. Jahanara Arzu)
Vice Chairman


(Mohammed Masud Hossain)
Chairman

Signed in terms of our separate report of even date

Place, Dhaka
Dated : March 21, 2024


Md. Shafiqul Islam, FCA
Enrolment No. 595
Partner
Shafiq Basak & Co.
Chartered Accountants
DVC: 2403240595AS775366



CENTRAL INSURANCE COMPANY LTD.

MARINE INSURANCE REVENUE ACCOUNT

FOR THE YEAR ENDED DECEMBER 31, 2023

Particulars	NOTES	Taka 2023	Taka 2022
Balance of Account at the Beginning of the year		55,168,757	61,657,652
Premium less Re- Insurance	20.00	89,698,623	130,045,062
Commission on Re- Insurance ceded		7,172,734	6,693,945
		152,040,114	198,396,658
Claims under policies less re-insurance		10,882,637	36,072,544
Paid during the year		8,366,586	39,387,348
Total estimated liability in respect of outstanding claim at the end of the year whether due or intimated		10,988,007	8,471,956
		19,354,593	47,859,304
Less: Outstanding at the beginning of the year		8,471,956	11,786,760
Agent Commission		15,189,724	20,940,822
Expenses of Management	19.00	31,199,459	48,545,551
Commission on re-insurance accepted		-	-
Balance of Account at the end of the year as shown in the Balance Sheet :			
Reserve for unexpired risks being 40% of Marine Cargo & 100% of Marine Hull of premium income of the year	12.00	37,463,562	55,168,757
Profit/(Loss) Transferred to Profit or Loss Account		57,304,732	37,668,985
		152,040,114	198,396,658

The annexure notes form an integral part of these Financial Statements.


(Md. Badrul Amin)
Chief Executive Officer (c.c)



(Shabbir ul Kabir)
Director


(Dr. Jahanara Arzu)
Vice Chairman


(Mohammed Masud Hossain)
Chairman

Signed in terms of our separate report of even date

Place, Dhaka
Dated : March 21, 2024


Md. Shafiqul Islam, FCA
Enrolment No. 595
Partner
Shafiq Basak & Co.
Chartered Accountants
DVC: 2403240595AS775366



CENTRAL INSURANCE COMPANY LTD.

MOTOR INSURANCE REVENUE ACCOUNT FOR THE YEAR ENDED DECEMBER 31, 2023

FINANCIAL STATEMENTS

Particulars	NOTES	Taka 2023	Taka 2022
Balance of Account at the Beginning of the year		8,331,838	12,726,977
Premium less Re- Insurance	20.00	21,747,564	20,829,595
Commission on Re- Insurance ceded		-	-
		30,079,402	33,556,572
Claims under policies less re-insurance		8,589,169	6,731,510
Paid during the year		5,934,349	6,911,375
Total estimated liability in respect of outstanding claim at the end of the year whether due or intimated		3,467,845	813,025
		9,402,194	7,724,400
Less: Outstanding at the beginning of the year		813,025	992,890
Agent Commission		3,052,411	2,903,959
Expenses of Management	19.00	7,214,858	6,685,816
Commission on re-insurance accepted		-	-
Balance of Account at the end of the year as shown in the Balance Sheet :			
Reserve for unexpired risks being 40% of premium income of the year	12.00	8,699,026	8,331,838
Profit/(Loss) Transferred to Profit or Loss Account		2,523,938	8,903,448
		30,079,402	33,556,572

The annexure notes form an integral part of these Financial Statements.


(Md. Badrul Amin)
Chief Executive Officer (c.c)



(Shabbir ul Kabir)
Director


(Dr. Jahanara Arzu)
Vice Chairman


(Mohammed Masud Hossain)
Chairman

Signed in terms of our separate report of even date

Place, Dhaka
Dated : March 21, 2024


Md. Shafiqul Islam, FCA
Enrolment No. 595
Partner
Shafiq Basak & Co.
Chartered Accountants
DVC: 2403240595AS775366



CENTRAL INSURANCE COMPANY LTD.
MISCELLANEOUS INSURANCE REVENUE ACCOUNT
FOR THE YEAR ENDED DECEMBER 31, 2023

Particulars	NOTES	Taka 2023	Taka 2022
Balance of Account at the Beginning of the year		7,374,363	4,631,552
Premium less Re- Insurance	20.00	29,426,507	18,435,908
Commission on Re- Insurance ceded		4,217,489	4,073,874
		41,018,359	27,141,334
Claims under policies less re-insurance		53,501	228,765
Paid during the year		53,501	228,765
Total estimated liability in respect of outstanding claim at the end of the year whether due or intimated		84,717	84,717
Less: Outstanding at the beginning of the year		138,218	313,482
		84,717	84,717
Agent Commission		4,389,348	2,735,122
Expenses of Management	19.00	14,258,308	10,642,827
Commission on re-insurance accepted		-	-
Balance of Account at the end of the year as shown in the Balance Sheet :			
Reserve for unexpired risks being 40% of premium income of the year	12.00	11,770,603	7,374,363
Profit/(Loss) Transferred to Profit or Loss Account		10,546,599	6,160,257
		41,018,359	27,141,334

The annexure notes form an integral part of these Financial Statements.


(Md. Badrul Amin)
 Chief Executive Officer (c.c)



(Shabbir ul Kabir)
 Director


(Dr. Jahanara Arzu)
 Vice Chairman


(Mohammed Masud Hossain)
 Chairman

Signed in terms of our separate report of even date

Place, Dhaka
 Dated : March 21, 2024


Md. Shafiqul Islam, FCA
 Enrolment No. 595
 Partner
Shafiq Basak & Co.
 Chartered Accountants
 DVC: 2403240595AS775366



CENTRAL INSURANCE COMPANY LTD.

STATEMENT OF CHANGES IN SHAREHOLDERS' EQUITY FOR THE YEAR ENDED DECEMBER 31, 2023

Particulars	Share Capital	Share Premium	Reserve for Exceptional Loss	General Reserve	Reserve for Fair Value of Shares	Assets Revaluation Reserve	Dividend Equalization Reserve	Building Fund	Retained Earnings	Total
Balance as on 01-01-2023	531,448,230	56,167,900	381,884,853	29,000,000	(31,559,375)	1,512,267,620	42,500,000	-	106,101,208	2,627,810,436
Dividend Paid (Cash)-2022									(79,717,233)	(79,717,233)
Net Profit (after taxation)									105,147,360	105,147,360
Transfer to reserve for exceptional losses			37,872,224						(37,872,224)	-
Addition during the year	-				1,015,209		7,500,000	7,500,000	(15,000,000)	1,015,209
Deferred Tax for Revaluation Reserve									756,924	756,924
Adjustment for depreciation on revalued assets						(1,261,539)			1,261,539	-
Balance as on 31-12-2023	531,448,230	56,167,900	419,757,077	29,000,000	(30,544,166)	1,511,006,081	50,000,000	7,500,000	80,677,575	2,655,012,697
Balance as on 01-01-2022	531,448,230	56,167,900	346,035,510	29,000,000	(25,292,289)	1,513,561,506	22,500,000	-	147,607,400	2,621,028,257
Dividend Paid (Cash)-2021									(95,660,681)	(95,660,681)
Net Profit (after taxation)									107,933,616	107,933,616
Transfer to reserve for exceptional losses			35,849,343						(35,849,343)	-
Addition during the year					(6,267,086)		20,000,000		(20,000,000)	(6,267,086)
Deferred Tax for Revaluation Reserve									776,331	776,331
Adjustment for depreciation on revalued assets						(1,293,886)			1,293,886	-
Balance as on 31-12-2022	531,448,230	56,167,900	381,884,853	29,000,000	(31,559,375)	1,512,267,620	42,500,000	-	106,101,208	2,627,810,436

The annexure notes form an integral part of these Financial Statements.

Signed in terms of our separate report of even date


(Shaikbir ul Kabir)
Director


(Dr. Jahanara Arzu)
Vice Chairman


(Mohammed Masud Hossain)
Chairman


(Md. Shafiqul Islam FCA)
Enrollment No. 395
Partner
Shafiq Basak & Co.
Chartered Accountants
DVC: 2403240595AS775366


(M. Badrul Amin)
Chief Executive Officer (c.c.)

Shafiq Basak & Co.
Chartered Accountants
Dated: March 21, 2024



CENTRAL INSURANCE COMPANY LTD.

STATEMENT OF CASH FLOWS

FOR THE YEAR ENDED 31ST DECEMBER, 2023

	Taka 2023	Taka 2022
A. CASH FLOWS FROM OPERATING ACTIVITIES		
Collection from premium and other income	547,391,204	462,489,926
Payment for Management Exp. Re-Insurance & Claim	(401,359,093)	(297,220,358)
Income Tax paid	(29,358,662)	(31,664,233)
Net cash flow from operating activities	116,673,449	133,605,335
B. CASH FLOWS FROM INVESTING ACTIVITIES		
Purchase of Fixed Assets	(13,520,667)	(24,163,952)
Sale of Fixed Assets	-	15,500
Sale of Share	9,402,901	(27,746,230)
Net cash flow from investing activities	(4,117,766)	(51,894,682)
C. CASH FLOWS FROM FINANCING ACTIVITIES		
Secured Overdraft	13,632,320	13,256,461
Dividend Paid	(79,591,230)	(96,635,462)
Net cash flow from financing activities	(65,958,910)	(83,379,001)
D. Net inflows/(out flows) for the year (A+B+C)	46,596,773	(1,668,348)
E. Opening cash and bank balances	747,594,415	749,262,763
F. Closing Cash and Bank Balances (D + E)	794,191,188	747,594,415
Net operating cash flow per share-(NOCFPS) Note-23.00	2.20	2.51

The annure notes form an integral part of these Financial Statements.

Signed in terms of our separate report of even date


(Md. Badrul Amin)
Chief Executive Officer (c.c)


(Shafiqul Kabir)
Director


(Dr. Jahanara Arzu)
Vice Chairman


(Mohammed Masud Hossain)
Chairman

Signed in terms of our separate report of even date

Place, Dhaka
Dated : March 21, 2024


Md. Shafiqul Islam, FCA
Enrolment No. 595
Partner
Shafiq Basak & Co.
Chartered Accountants
DVC: 2403240595AS775366



CENTRAL INSURANCE COMPANY LTD.

FORM "AA"

CLASSIFIED SUMMARY OF ASSETS AS ON 31ST DECEMBER, 2023

(IN TAKA)

PARTICULARS	BOOK VALUE AS PER BALANCE SHEET	MARKET VALUE	REMARKS
Bangladesh Government Treasury Bond	55,177,694	55,177,694	Realizable value
Investment in Share	86,449,857	86,449,857	Market value
Investment in CIC Investment Ltd.	99,999,700	99,999,700	Realizable value
In Fixed deposit with Banks	764,250,000	764,250,000	do
In STD A/C. with Banks	27,115,052	27,115,052	do
Cash in Hand	219,420	219,420	do
Accrued interest	39,812,123	39,812,123	do
At call on short notice	2,606,716	2,606,716	do
OTHER ASSETS:			
Amount due from other Persons or bodies carrying on insurance business	290,139,643	290,139,643	do
Sundry Debtors	488,414,326	488,414,326	do
Stock of Stationery	475,540	475,540	At cost
Security Deposit	207,175	207,175	At cost
Insurance Stamps in hand	960,574	960,574	At cost
Fixed Assets, net of depreciation	1,933,695,830	1,933,695,830	Depreciated value (Except Land)
Total	3,789,523,649	3,789,523,649	

Certificate as per para 7(a) of First Schedule to the Insurance Act, 1938 :

Certified that the value of all assets have been reviewed, that the said costs have been set forth in the balance sheet at amounts not exceeding their realizable or market value.


(Md. Badrul Amin)

Chief Executive Officer (c.c)


(Shabbir ul Kabir)
Director

Signed in terms of our separate report of even date


(Dr. Jahanara Arzu)
Vice Chairman


(Mohammed Masud Hossain)
Chairman

Place, Dhaka
Dated : March 21, 2024


Md. Shafiqul Islam, FCA
Enrolment No. 595
Partner
Shafiq Basak & Co.
Chartered Accountants
DVC: 2403240595AS775366



CENTRAL INSURANCE COMPANY LTD.

NOTES TO THE FINANCIAL STATEMENTS

FOR THE YEAR ENDED DECEMBER 31, 2023

1.00 BASIS OF PRESENTATION OF FINANCIAL STATEMENTS AND SIGNIFICANT ACCOUNTING POLICES:

1.01 NOTES GENERAL

1.01.01 Background

The Central Insurance Company Ltd. was incorporated as a Public Limited Company on 12th November, 1987 under the Companies Act, 1913 and obtained the certificate of commencement of business on 10th December, 1987. The company obtained the registration from the Chief Controller of Insurance, Government of Bangladesh on 30th November, 1987 concurrently. Being registered with the Insurance Development & Regulatory Authority (IDRA) under the Insurance Act, in 2010 the company has been providing non-life insurance services as per the Insurance Act, 2010 and the directives issued by the IDRA from time to time.

The Company was listed with Dhaka Stock Exchange Ltd and Chittagong Stock Exchange Ltd as a publicly traded company in the year 1995.

1.01.02 Address of Registered office and place of business of the company

The registered office of the company is located at Central Insurance Bhaban (3rd & 4th Floor), 7-8, Motijheel C/A, Dhaka-1000, Bangladesh. The business operations of the Company are being carried out through its 37 branches located in all over Bangladesh through which company's business operations are being carried out.

The Company has formed another subsidiary company viz; Central Insurance Investment Ltd. with a view to carrying out business activity of Merchant Bank, but the permission for operating business as Merchant Bank not yet obtained.

1.01.03 Principal activities of the company

The principal activity of the company is to carry on all kinds of non-life insurance business. There were no significant changes in the nature of the principal activities of the Company during the year 2023 under review.

1.01.04 Date of financial statements authorised for issue

Financial statements of the company for the year ended December 31, 2023 were authorised for issue on March 21, 2024 in accordance with a resolution of the Board of Directors of the company.

1.02 SUMMARY OF SIGNIFICANT ACCOUNTING POLICIES AND OTHER RELATED POLICY INFORMATION

1.02.01 Status of compliance of International Accounting Standards and International Financial Reporting Standards

Name of IAS	IAS No.	Status
Presentation of Financial Statement	1	**
Inventories	2	Complied
Cash Flow Statement	7	Complied
Accounting Policies, Changes in Accounting Estimates and Errors	8	Complied
Events after the Reporting Period	10	Complied
Income Taxes	12	Complied
Property, Plant & Equipment	16	Complied
Employee Benefits	19	Complied
Accounting for Govt. Grants and Disclosure of Govt. Assistance	20	N/A
The Effects of changes in foreign exchange rates	21	Complied
Borrowing Cost	23	Complied




Related Party Disclosures	24	Complied
Accounting and Reporting by Retirement Benefit Plans	26	Complied
Separate Financial Statement	27	N/A
Investment in associates	28	Complied
Financial Reporting in Hyperinflationary Economics	29	N/A
Financial Instrument Presentation	32	Complied
Earning Per Share	33	Complied
Interim Financial Reporting	34	Complied
Impairment of Assets	36	Complied
Provisions, Contingent Liabilities & Contingent Assets	37	Complied
Intangible Assets	38	N/A
Financial Instrument: Recognition and Measurement	39	Complied
Investment Property	40	Complied
Agriculture	41	N/A
Name of IAS	IAS No.	Status
First time adoption of IFRSs	1	Complied
Share based payment	2	N/A
Business Combination	3	N/A
Insurance Contracts	4	**
Non-Current Assets Held for Sales & Discontinued Operation	5	N/A
Exploration for and Evaluation of Mineral Resources	6	N/A
Financial Instrument: Disclosure	7	Complied
Operating Segment	8	Complied
Financial Instrument	9	Complied
Consolidated Financial Statement	10	N/A
Joint Arrangement	11	N/A
Disclosure of interest in other Entities	12	Complied
Fair Value Measurement	13	Complied
Revenue from contracts with customers	15	Complied
Leases	16	Complied

1.02.02 Basis of preparation of Financial Statements

The financial statements have been prepared on the basis of going concern concept under Generally Accepted Accounting Principles (GAAP) according to historical cost convention in Bangladesh in compliance with the Companies Act 1994, the Securities and Exchange Rules 2020, Listing Regulations of Dhaka Stock Exchange Ltd. & Chittagong Stock Exchange Ltd. Disclosure of financial information as required by Insurance Act 2010 have been compiled with while preparing statement of financial position, statement of profit or loss and other comprehensive income and revenue accounts for specific classes of insurance business in the form of set forth in the first, second and third schedule of the Insurance Act and also in compliance with the Company Act 1994. These statements have also been prepared in accordance with applicable International Financial Reporting Standards (IFRS) with reference to disclosures of accounting policies and valuation of investment both.

1.02.03 Management's Responsibility

The management is responsible for the preparation and fair presentation of the financial statements in accordance with International Financial Reporting Standards (IFRS), the Companies Act 1994, the Insurance Act 2010, the Insurance Rules 1958, the Securities and Exchange Rules 2020 and other applicable laws and regulations for such internal control as management determines is necessary to enable the preparation of financial statements that are free from material misstatements, whether due to fraud or error.



1.02.04 Director's Responsibility

The Board of Directors is also responsible for the preparation and fair presentation of financial statements under section 183 of the Companies Act 1994, the Bangladesh Securities and Exchange Rules 2020, Listing Regulations of Dhaka Stock Exchange PLC and Chittagong Stock Exchange PLC .

1.02.05 Basis of presentation

The balance sheet has been prepared in accordance with regulations as contained in Part -I of the First Schedule and as per Form "A" as set forth in Part-II of that schedule. Revenue Account of each class of non-life insurance business has been prepared in accordance with the regulations as contained in Part -I of the Third Schedule as per Form 'F' as set forth in Part-II of that schedule of the Insurance Act,1938, in absence of such Forms in the Insurance Act of 2010.

1.03 METHOD OF PREPARATION

The financial statements have been prepared on mercantile method.

1.03.01 Last year's figures rearranged and adjusted (IAS # 1)

Previous year's figures have been rearranged wherever considered necessary to conform to the current year's presentation.

1.03.02 Functional and presentational currency

These financial statements has been prepared in Bangladesh Taka which is company's functional currency. All information presented in Taka has been rounded off to the nearest Taka (BDT).

1.03.03 Reporting period

Financial statements of the company consistently cover one year from 1 January 2023 to 31 December 2023.

1.03.04 Going Concern Status (IAS # 10)

The Company has adequate resources to continue in the operation for the foreseeable future. For this reason, the Directors continue to adopt going concern basis in preparing the financial statements. The current credit facilities and adequate resources for providing sufficient funds to meet the present requirements of its existing business and operations.

1.03.05 Branch Accounting

The company has 37 branches under its umbrella without having any overseas branch up to the year ended December 31, 2023. The accounts of the branches are maintained at the Head Office level. Only petty cash books are maintained at the branch level for meeting day to day cash expenses.

1.03.06 Segment Reporting (IFRS # 10)

A business segment is a distinguishable component of the company that is engaged in providing services that are subject to risks and returns and are different from those of other business segments. The company accounts for segment reporting of operating result of each segment. The company has four primary business segments for reporting purposes namely Fire, Marine, Motor and Miscellaneous.

1.03.07 Accounting Policies, Changes in Accounting Estimates and Errors (IAS # 8)

Comparative information has been disclosed in respect of the previous year for all numerical information in the financial statements including narrative and descriptive information when it is relevant for understanding of the current year financial statements. Previous year figure's have been restated and rearranged wherever necessary, to confirm to current year presentation as per IAS-8 "Accounting Policies, Changes in Accounting Estimates and Errors".



1.04 SIGNIFICANT ACCOUNTING POLICIES**1.04.01 Investment:**

- i. Investment in FDR's are shown at cost price and Investment in shares at market price.
- ii. Interest on FDR's are recognised on accrual basis, interest on STD/SND account and other income are recognised as and when amount is credited to company's account.
- iii. Investment in Bangladesh Government Treasury Bond (BGTB) is accounted for at amortized cost being the instruments is held to maturity as per paragraph 4.1.1 and 4.1.2 of IFRS 9 Financial Instruments.
- iv. Dividend income on Investment in shares is accounted for in the period of receipt of such dividend.
- v. Gain/Loss on sale of shares is accounted for on actual realization basis.

1.04.02 Property, Plant & Equipments

All fixed assets are stated at cost less accumulated depreciation as per IAS-16 "Property, Plant & Equipments". The cost of acquisition of an asset comprises of purchase price and directly attributable cost of bringing the asset to its working condition for its intended use inclusive of inward freight, duties and non-refundable taxes.

Property, Plant and Equipment are depreciated following the reducing balance method on the basis of economic life expectancy of the assets in accordance with IAS-16. Depreciation on addition of fixed assets has been charged when it is available for use.

Land, Building and Floor Space stated at revalued value during the year [Note 02.01] and no depreciation has been charged on the value of land. The property, plant & equipments are depreciated at the following rates :

Items	Rate %	Items	Rate %
a) Furniture and fixtures	10%	g) Sign Board	25%
b) Office Equipment	15%	h) Electrical Equipments	15%
c) Office Decoration	10%	i) Computer & Software	25%
d) Air Conditioner	15%	j) Building	2.5%
e) Motor Vehicles	20%	k) Floor Space	2.5%
f) Telephone Installation	20%		

1.04.03 De-recognition

An item of property, plant and equipment is de-recognized upon disposal or when no future economic benefits are expected from its use. Any gain or loss arising on de-recognition of the asset is included in the statement of profit or loss and other comprehensive income in the year the asset is de-recognized.

1.04.04 Revaluation Reserve

The Revaluation surplus is transferred to revaluation reserve after restating the asset at the revalued amount. Any revaluation loss is directly recognized in the Statement of Comprehensive Income but any revaluation loss arising from an asset which has been previously recognized in the revaluation reserve is debited to the extent of any credit balance existing in the revaluation reserve in respect of that asset. The excess depreciation, if any, of revalued asset, difference between depreciation at revalued amount and depreciation on original cost of that asset, is transferred, after making appropriate adjustment of deferred tax from revaluation reserve to retain earning. No dividend is payable out of any revaluation surplus.

1.04.05 Investment Property (IAS # 40)

During the year the management of CICL has separated the Investment Property from property, plant and equipment which is held for long-term as lease rental. The entity chooses the Cost Model in measuring investment property. The cost of acquisition of an asset comprises of purchase price and directly attributable cost of bringing the asset to its working condition for its intended use inclusive of inward freight, duties and non-refundable taxes.

The Investment Property are depreciated following the reducing balance method on the basis of economic life expectancy of the assets in accordance IAS-16.



1.04.06 Impairment of Assets

All assets of the company shown in financial statement that are within the scope of IAS-36, are in physical existence and valued on more than their recoverable amount following international accounting standards adopted by ICAB, disclosures with regards to "Impairment of Assets" as per IAS-36 have not been considered necessary.

1.04.07 Provision for Income Taxes (IAS # 12)

The Company has made the income tax provision on the basis of IAS-12 "Income Taxes", Income Tax Ordinance, 1984 as amended from time to time and Finance Act 2023.

1.04.08 Classified Summary of Assets:

The value of all assets as shown in the balance sheet and in the annexed classified summary of assets drawn up in accordance with Form "AA" of part II of the First Schedule of the Insurance Act 1938, have been reviewed and the balances are in agreement with the balance sheet amount and Form "AA" amount.

1.04.09 Employee's Benefit Plan:

The Company operates a provident fund, recognized by the Income Tax Authorities, Confirm employees of the Company are eligible for the said provident fund. Employees of the Company will contribute ten percent of their basic salary and the employer will make a matching contribution. The provident fund is wholly administered by a Board of Trustees and no part of the fund is included in the assets of the Company.

The Company also introduced gratuity benefit for its permanent employees as per board decision those who has been working since 1st April, 2006 are entitled to get this benefit.

1.04.10 Earning Per Share (EPS)

The company calculates Earning Per Share (EPS) in accordance with the International Accounting Standards - IAS-33 "Earning Per Share" as adopted by the Institute of Chartered Accountants of Bangladesh (ICAB).

1.04.11 General Reserve Fund

The company has been maintaining a general reserve fund from profit to meet future contingencies.

1.04.12 Reserve for Exceptional Losses:

As per Para 6 of 4th Schedule of Income Tax Ordinance, 1984 to meet the exceptional losses, the company sets aside maximum 10% of the premium income of the period in which it is set aside from the balance of the profit to Reserve for exceptional losses.

1.04.13 Revenue Recognition (IFRS#15)

Gross underwriting business and Re-insurance thereof as well as claim settled have been recorded separately for each class of business and the net underwriting results thereof have been reflected in the revenue accounts after due consideration of re-insurance ceded, agency commission and expenses of management recognized as well as transfer of reserve of unexpired risk.

Dividend income on investment in shares are recognized when the company is entitled to get dividend from the investee and shown in the statement of profit or loss and other comprehensive income. For stock dividend, the number of related shares of investee increases effecting decrease in average cost of investment.

Interest on FDR is recognized on accrual basis after making provision for income tax deductible at source. Interest on STD account, cash dividend on investment in share and other income are recognized on cash basis.



1.04.14 UNDERWRITING PREMIUM INCOME

Premium income is recognised on when insurance policies are issued and premium collected. The sum of premium income as appeared in classified revenue accounts is net of the refund made, re-insurance ceded and premium on Public Sector Business (PSB).

1.04.15 Public Sector Business (PSB)

As per government decision effective from April 1990, 100% public sector insurance business is being underwritten by Sadharan Bima Corporation (SBC), 50% premium being retained by SBC and the remaining balance is equally distributed among private sector insurance companies. The premium in respect of company's share of Public Sector insurance Business (PSB) is accounted for in the year in which the relevant statement of accounts from Sadharan Bima Corporation is received. The statements of accounts for the period from January 1, 2022 to December 31, 2022 have been received from SBC and the company's share of PSB for the aforesaid has been recognised in this financial statements accordingly. Such method of account for the Public Sector insurance Business (PSB) has been consistently followed.

1.04.16 Re-insurance Ceded and Accepted with Sadharan Bima Corporation

Necessary adjustment in respect of re-insurance ceded and accepted in Bangladesh has duly been made in respective revenue account as per treaty between the company and Sadharan Bima Corporation (SBC).

1.04.17 Cover Notes Converted Into Policy

Amounts received against issue of cover note that have not been converted into policy are not recognised as income. The cover notes which were previously issued are converted into insurance policy at the expiry of the date of issue of such cover notes as per circular of the then chief controller of insurance.

1.04.18 Cash & Cash Equivalents :

Cash comprises of cash in hand and demand deposit and cash equivalents are short term, high liquid investments that are readily convertible to know amount of cash and which are subject to an insignificant risk of changes in value, IAS-1 "Presentation of Financial Statements" also provides that cash equivalents are those which have no restriction in use considering the provision of IAS-7 and IAS-1, cash in hand and bank balance have been considered as cash and cash equivalents.

1.04.20 Deferred Taxes : (IAS# 12)


Deferred tax is recognised on differences between the carrying amounts of assets and liabilities in the financial statements and the corresponding tax bases used in the computation of taxable profit and are accounted for using the balance sheet liability method. Deferred tax assets are generally recognised for all deductible temporary differences to the extent that it is probable that taxable profits will be available against which such differences can be utilized. Deferred tax liabilities are generally recognized for all taxable temporary differences. Accordingly tax liability is created and provided in the profit & loss appropriation account. Deferred tax calculation are shown in note no. 16.01.

1.04.21 Statement of Cash Flows : (IAS #7)

Cash flows statement is prepared in accordance with IAS-7 "Statement of Cash Flows" and the cash flow from operating activities has been presented under direct method as prescribed by the Securities and Exchanges Rules - 2020. Cash flow statement is broken down into operating activities, investing activities and financing activities.

1.04.22 Borrowing Costs (IAS #23)

Interest on borrowing of fund from bank against secured overdrafts is recognized as financial expenses according to IAS 23. "Borrowing Costs". Interest represented amount paid & accrued up to the end of the reporting year.



1.04.23 Workers' Profit Participation and Welfare Fund:

Section 234 of chapter 15 of Labor law 2006 (as amended in 2013) requires every company to establish a Workers' Profit Participation and Welfare Fund. However, BFID, on behalf of the financial institution sector, requested clarification from the Labor Ministry regarding the applicability of the provisions for the sector. Similarly Bangladesh Insurance Association has corresponded with Financial Ministry on this matter requesting for exemption for Insurance Companies.

1.04.24 Risk Analysis:

Risk analysis for insurance business is difficult to estimate the uncertainty in taking and managing the risk by chronological identification of unascertained risk, mitigating approach of risk and continuing efforts to equate the risk at reasonable level. This, inter alia, includes

(a) Insurance Product Risk:

In non-life insurance business, the product selection is one of the important factors for the company. Product with less uncertainty with lower cost can facilitate to secure more risk coverage. Accordingly, high risk is more related to the capital strength and credit rating of the company. Necessary provision for un-expired risk @ 40% of net premium income on all business except Marine Hull Insurance for which provision has been made @ 100% on net premium income.

(b) Operational Risk:

This is in association of all departmental effort within the company to ensure sufficient coverage for the uncertainty of particular policy selection. It varies in accordance with the nature of products offered to the insured. Guideline for selection of offered product and monitoring the same are effective when fencing the risk at the level of estimate.

(c) Strategic Market Risk:

This indicates to identify and quantify the inherent risk of the products for the insured competitive market. Product with low risk should be encouraged to minimize risk.

(d) Underwriting Risk:

This is involved in loss events coverable under contract or agreement with the insured and the volume or size of the coverable loss. It relates to selection, pricing, monitoring and technical provision. However, risk with excessive volume is jointly shared by two or more insurers. In such circumstances, non-life insurance business with different products has been carried out with approved guideline.

(e) Reinsurance Risk:

Reinsurance has an influence basing the capital strength and rating aspects. Treaty limit is outlined by the amount of risk which can be ceded to other re-insurer. It depends on the nature of risk to be taken by the company. As such, technical provision has been estimated by way of covering the reasonable and probable obligations with respect to claims for known or un-known uncertainty.

(f) Investment Risk:

This relates to market, credit and liquidity of the company and as such, investments consist of assets covering the technical provisions and shareholders' equity. Accordingly, investment plan has been designed in such manner to accommodate inherent risk.

(g) Liquidity Risk:

This indicates to pay the claim on demand and the company needs to liquidate or convert assets to meet the obligation as and when arise.

h) Credit Risk:

The Company follows IDRA instructions with respect to issuing of policies, that is, policies were not issued on credit.

(i) Default Risk:

It indicates default in paying off the claims on demand when third party involved in such approach. At the time, the company needs to have sufficient liquidity to pay off the claims on demand and to fulfill the contractual obligation.

(j) Legal and Regulatory Risk:

There is legal and regulatory obligation to follow and abide by the restricted rules and regulations in carrying out the business which do not conform to the competitive market for procuring business. As such, non-compliance to rules and regulation may invite risk to the employment of the company.



2.00 Fixed Assets :**2.01 Land and Building:****At Cost :**

	2023	2022
Land at 7-8 Motijheel	101,664,025	100,888,525
Land at Kawran Bazar Area	9,912,000	9,912,000
Building 7-8 Motijheel	4,504,130	4,619,621
Building KB Bhaban	99,639,783	102,194,649
Floor Space at Agrabad	34,005,112	34,877,038
	249,725,050	252,491,833

Valuation :

Land at 7-8 Motijheel	1,349,226,638	1,349,226,638
Land at Kawran Bazar Area	173,488,000	173,488,000
Building 7-8 Motijheel	63,373,318	64,998,275
Building KB Bhaban	14,528,227	14,900,746
Floor Space at Agrabad	818,502	839,488
	1,601,434,685	1,603,453,147

Total of Land and Building :

Land at 7-8 Motijheel	1,450,890,663	1,450,115,163
Land at Kawran Bazar Area	183,400,000	183,400,000
Building 7-8 Motijheel	67,877,448	69,617,896
Building KB Bhaban	114,168,010	117,095,395
Floor Space at Agrabad	34,823,614	35,716,526
	1,851,159,735	1,855,944,980

2.02 Other Fixed Assets

	82,536,095	80,594,459
	1,933,695,830	1,936,539,439

That is above noted the Land, Building and Floor Spaces has been classified under IAS-16 and IAS-40 which has been shown in Schedule-A & B respectively also noted that the above value represents the revalued amount of Land, Building and Floor Space at the financial statement date. Fames & R, Chartered Accountants, an independent valuer revalued the Land, Building and Floor Space during the year 2020 and the revaluation report is approved by the Board of Directors on its 231st meeting held on 15-11-2021. The revalued amount of the assets will be in effect as at 31-12-2021 and also the revalued amount transferred to Revaluation Reserve.

Building 7-8 Motijheel : The Building is situated five (5) storied first class constructed building at 7-8 Motijheel C/A, Dhaka-1000 as the name of building "Central Insurance Bhaban-1"

Building KB Bhaban : The Building is situated seven (7) storied first class construction building at plot no. 31, Ward no. 26, Bir Uttam C.R. Datta Road, Bipanon C/A, Bangla Motor, Shahabag, Dhaka as the name of building " Central Insurance Bhaban".

Floor Spaces : The Floor Space in CDA Agrabad C/A, name of the building "Atlas Rangis Plaza", 2529 sft of East side of 7th floor.

3.00 INVESTMENT:

	2023	2022
Bangladesh Government Treasury Bond	55,177,694	55,178,639
Investment in Share	86,449,857	94,724,748
Investment in Central Insurance Investment Ltd.	99,999,700	99,999,700
	241,627,251	249,903,087

Value of share has been shown at market price which is less than Tk. 33,937,962 of cost price as on 31.12.2023 shown in annexure-1.



	2023	2022
3.01 Provision for Fair Value of Shares :		
Fair (Market) value of Shares	86,449,857	94,724,748
Less: Cost price of listed companies shares	120,387,819	129,790,720
Fair value reserve	(33,937,962)	(35,065,972)
Deferred tax	3,393,796	3,506,597
	(30,544,166)	(31,559,375)
Other Comprehensive Income :		
Fair value reserve	(33,937,962)	(35,065,972)
Fair value reserve	(35,065,972)	(28,102,543)
Other Comprehensive Income/(Loss)	1,128,010	(6,963,429)
Deferred Tax	(112,801)	696,343
	1,015,209	(6,267,086)
4.00 STOCK OF STATIONERY :	475,540	518,608
The stock of stationery was valued at cost price or net realizable value whichever is lower.		
5.00 INSURANCE STAMP IN HAND :	960,574	976,435
This represents unused insurance stamp in hand at the end of the period and was valued at cost price.		
6.00 SUNDRY DEBTORS :		
Advance Against Salary	1,669,886	1,269,083
Advance Against Office Rent	2,761,935	2,426,720
Advance Income Tax	384,362,934	356,471,620
Advance Against Professional Fee	500,000	500,000
Advance Against Car on HP	3,475,128	3,469,079
Advance Against Motor Cycle on HP	308,914	214,411
Advance Income Tax Against House Rent	14,242,696	12,775,348
Advance Against CIC Investment	732,958	701,012
Agent Balance	39,880,980	27,541,754
Bank Guarantee	39,399,505	13,777,741
Rent Receivables from Properties	1,079,390	1,079,390
Security Deposit (Note no.6.01)	207,175	207,175
	488,621,501	420,433,333
The above debts are considered good for realization / adjustment.		
6.01 SECURITY DEPOSIT :	207,175	207,175
This represents the security money deposited against Bangladesh Telephone & Telegraph Board (BTTB), Bangladesh Power Development Board (BPDB) and Dhaka Electric Supply Authority (DESA).		
7.00 INTEREST, DIVIDEND & RENT OUTSTANDING:		
Fixed Deposit Receipt (FDR)	38,536,213	31,962,726
Bangladesh Government Treasury Bond	1,275,910	1,275,910
	39,812,123	33,238,636
The amount represents interest receivable on Bangladesh Government Treasury Bond (BGTB) and Fixed Deposit Receipts (FDR) as on the date of financial statement.		
8.00 AMOUNT DUE FROM OTHER PERSONS OR BODIES CARRYING ON INSURANCE BUSINESS:		
Sadharan Bima Corporation	287,431,554	281,436,059
Other Insurance Companies of Bangladesh	2,708,089	2,708,089
	290,139,643	284,144,148



9.00 CASH AND CASH EQUIVALENTS :	2023	2022
A) Cash at Bank		
Short Term Deposit	27,115,052	5,879,019
Current Deposit	2,606,716	710,585
Fixed Deposit	764,250,000	740,650,000
	793,971,768	747,239,604
B) Cash in hand	219,420	354,811
	794,191,188	747,594,415

10.00 SHARE CAPITAL :	2023	2022
Authorized Shares Capital	1,000,000,000	1,000,000,000
100,000,000 Ordinary Shares of Tk. 10 each.		
Issued, Subscribed & Paid-up Capital	531,448,230	531,448,230
53,144,823 ordinary shares of Tk.10 each		

The Category wise shareholding position as on 31 December, 2023 are noted below :

Category of Shareholders	No. of Shares	% of Holdings	Amount Tk.
1. Sponsors & Directors (Group -A)	20,514,369	38.60	205,143,690
2. ICB & Institutions (Group -B)	6,089,625	11.46	60,896,250
3. General Public (Group-B)	26,540,829	49.94	265,408,290
Total	53,144,823	100.00	531,448,230

Classification of Shareholders according to holding of shares :


i) Group -A

Class Interval	No. of Shares	No. of Shareholders	Total Holding%	% of Total Paid Up-Capital
1-5000	3,074	2	0.02	0.01
5001-10,000	-	-	-	-
10,001-50,000	-	-	-	-
50,001-100,000	216,347	3	1.05	0.41
100,001-200,000	145,326	1	0.71	0.27
200,001-500,000	502,302	2	2.45	0.95
500,001-1,000,000	-	-	-	-
1,000,001-2,000,000	19,647,320	17	95.77	36.97
Total of (A)	20,514,369	25	100.00	38.61

ii) Group -B

Class Interval	No. of Shares	No. of Shareholders	Total Holding%	% of Total Paid Up-Capital
1-5000	5,244,689	3,774	16.07	9.87
5001-10,000	1,622,669	213	4.97	3.05
10,001-50,000	5,438,660	261	16.67	10.23
50,001-100,000	2,174,577	29	6.66	4.09
100,001-200,000	2,882,828	20	8.84	5.42
200,001-500,000	6,770,192	22	20.75	12.74
500,001-1,000,000	4,032,836	6	12.36	7.59
1,000,001-2,000,000	2,313,013	2	7.09	4.35
2,000,001-3,000,000	2,150,990	1	6.59	4.05
Total of (B)	32,630,454	4,328	100.00	61.39
Grand Total (A +B)	53,144,823	4,353		100.00

This shares are listed with both DSE and CSE.



11.00 RESERVE OR CONTINGENCY ACCOUNT:**A. Reserve or contingency account :**

	2023	2022
Opening Balance	1,934,093,098	1,887,417,619
Add: Reserve for Exceptional Loss for the year	37,872,224	35,849,343
Add: Dividend Equalization Reserve	7,500,000	20,000,000
Add: Building Fund	7,500,000	-
Add: Reserve for Fair Value of Shares	1,015,209	(6,267,086)
Add: Revaluation Reserve	(1,261,539)	(2,906,778)

1,986,718,992	1,934,093,098
----------------------	----------------------

B. Profit & Loss Appropriation Account :

Undistributed Profit up to financial statement date	80,677,575	106,101,208
---	------------	-------------

2,067,396,567	2,040,194,306
----------------------	----------------------

11.01 Revaluation Reserve:

Total Revalued Amount	1,609,824,409	1,609,824,409
Less: Deferred Tax for Revaluation Reserve	91,961,858	91,961,858
Less: Revaluation Reserve to Retained Earnings	6,856,470	5,594,931

1,511,006,081	1,512,267,620
----------------------	----------------------

12.00 BALANCE OF FUND & ACCOUNT:

Fire Revenue Account	95,139,820	75,673,146
Marine Revenue Account	37,463,562	55,168,757
Motor Revenue Account	8,699,026	8,331,838
Miscellaneous Revenue Account	11,770,603	7,374,363

153,073,011	146,548,104
--------------------	--------------------

13.00 DEPOSIT PREMIUM :

45,640,474	37,953,919
-------------------	-------------------

The above balance represents the premium and stamp duty received against cover-notes for which policies have not yet been issued.

14.00 ESTIMATED LIABILITY IN RESPECT OF OUTSTANDING CLAIMS AT THE END OF THE YEAR WHETHER DUE OR INTIMATED :

Fire Insurance	36,760,876	24,655,389
Marine Insurance	10,988,007	8,471,956
Motor Insurance	3,467,845	813,025
Miscellaneous Insurance	84,717	84,717

51,301,445	34,025,087
-------------------	-------------------

15.00 AMOUNT DUE TO OTHER PERSONS OR BODIES CARRYING ON INSURANCE BUSINESS :

Sadharan Bima Corporation	139,983,123	137,774,930
Other Insurance Companies of Bangladesh	1,391,800	2,342,672

141,374,923	140,117,602
--------------------	--------------------

16.00 SUNDRY CREDITORS :

Provision for Income Tax	443,651,606	406,300,220
Advance Rent Received	19,309,625	24,139,625
Provision for Audit Fee	281,000	263,750
Income Tax Deduction at source	7,767,765	5,355,037
VAT deducted at source	1,510,748	1,578,979



	2023	2022
Deferred Tax (Note no.16.02)	91,806,726	89,592,860
Excess Deposit Premium	-	18,569
Death Claim of Group Insurance	-	997,200
Loan from Central Insurance Investment Ltd.	99,245,000	99,245,000
Security Deposit (Printing)	25,000	30,000
Provident Fund (Employees Cont.)	676,502	659,986
Advance Against PF Loan	258,721	421,186
VAT Payable on Premium	4,429,044	971,393
Lease Liability/Rental Lease Obligation (Note no.16.03)	2,469,961	2,383,069
Provision for Provided Fund and PF Loan	1,021,098	-
Provision for Property Tax	195,900	-
Provision for Gratuity	12,004,901	10,226,901
	684,653,599	642,183,775

16.01 Computation of Current Tax Provision during the year :

	Amount in Taka 31 December 2023 Tax Provision	Amount in Taka 31 December 2022 Tax Provision
Income tax on business	7,242,518	8,670,192
Income tax on interest income	16,731,963	14,921,566
Capital gain on sale of share	15,183	599
Income tax on dividend income from share investment Other than Business Income	1,012,171	1,562,910
	7,763,343	6,731,747
	32,765,179	31,887,013

16.02 DEFERRED TAX :**A. Fixed Assets:**

Carrying Amount	218,481,746	220,008,979
Tax Base	193,485,138	204,571,981
Taxable/(Deductible) Temporary Difference	24,996,608	15,436,998

B. Right-of-use-Assets:

Carrying Amount	2,203,375	2,276,788
Tax Base	2,469,961	2,383,069
Taxable/(Deductible) Temporary Difference	(266,586)	(106,281)

C. Gratuity Provision:

Carrying Amount	12,004,901	10,226,901
Tax Base	-	-
Taxable/(Deductible) Temporary Difference	(12,004,901)	(10,226,901)

Net Taxable/(Deductible) Temporary Difference (A+B+C)	12,725,121	5,103,816
Applicable tax rate	37.50%	37.50%

Deferred Tax Liability/(Assets) :	4,771,920	1,913,931
--	------------------	------------------

Add : Deferred Tax for Revaluation Reserve and Fair Value of Shares	87,034,806	87,678,929
	91,806,726	89,592,860



16.03 Lease Liability/Rental Lease Obligation :

IFRS-16 becomes applicable from 1st January 2019 as adopted by ICAB. However, management of the Company has decided to adopt the standard during the accounting year 2021. Previously, the Company used to charge the consideration paid in its books as rent expenses. IFRS 16 introduced a single, on balance sheet accounting model for leases. As a result, the Company, as a lease, has recognized the right-of-use-assets representing its right to use underlying assets and lease liabilities representing its obligation to make lease payments. The company applied IFRS 16 from 01 January 2021 for new lease agreement.

17.00 Unclaimed Dividend :

2023	2022
5,261,134	5,135,131

Capital Market Stabilization Fund (CMSF) Undistributed or unclaimed or unsettled cash dividend or non-refunded public subscription money transferred to the Capital Market Stabilization Fund (CMSF) rule 2021 in pursuance of these rules or as per direction of the notification -BSEC/CMRRCD/2021-391/20/Admin/121, dated 01-06-2021. The company has been already transferred amount of Tk..2,933,250 to CMSF as unclaimed dividend .

18.00 SECURED OVERDRAFT :

2023	2022
53,206,367	39,574,047

The above mentioned overdrawn facility was allowed by the Mercantile Bank Ltd. Nay bazar Branch, Account No.111171825219143 against lien of Fixed Deposit Receipts of the Company.

19.00 EXPENSES OF MANAGEMENT :

Fire Insurance Business Account	112,541,734	76,825,007
Marine Insurance Business Account	31,199,459	48,545,551
Motor Insurance Business Account	7,214,858	6,685,816
Miscellaneous Insurance Business Account	14,258,308	10,642,827
	165,214,359	142,699,201

Expenses of Management represents salary, office rent, telephone bill, printing & stationery, electric bill, public sector business expenses and other revenue expenses.

20.00 PREMIUM LESS RE-INSURANCE :**Premium Income :**

	2023	2022
Fire	320,825,091	240,129,615
Marine	130,587,924	162,978,878
Motor	22,829,670	21,878,708
Misc.	84,335,059	78,206,770
Total Premium Income	558,577,744	503,193,971

Re-Insurance Premium Ceded

Fire	82,975,540	50,946,749
Marine	40,889,300	32,933,816
Motor	1,082,106	1,049,113
Misc.	54,908,552	59,770,862
	179,855,499	144,700,541

Premium Less Re-insurance :

Fire	237,849,551	189,182,866
Marine	89,698,623	130,045,062
Motor	21,747,564	20,829,595
Misc.	29,426,507	18,435,908
	378,722,245	358,493,430

This represents net premium from Direct Business and Government Business.



	2023	2022
21.00 NET ASSETS VALUE (NAV) :		
NAV With Revaluation :		
a) Total Assets	3,789,523,650	3,673,348,101
b) Current Liabilities	1,134,510,953	1,045,537,665
c) Net Assets Value (a - b)	2,655,012,697	2,627,810,436
b) Weighted Average Number of Ordinary shares	53,144,823	53,144,823
e) Net Assets Value (NAV) Per Share (c / d)	49.96	49.45
NAV Without Revaluation :		
a) Total Assets	2,188,088,965	2,069,894,954
b) Current Liabilities	1,134,510,953	1,045,537,665
c) Net Assets Value (a - b)	1,053,578,013	1,024,357,289
b) Weighted Average Number of Ordinary shares	53,144,823	53,144,823
e) Net Assets Value (NAV) Per Share (c / d)	19.82	19.27
22.00 EARNING PER SHARES (EPS) :		
a) Earnings attributable to ordinary share holders (Net profit after taxation)	105,147,360	107,933,616
b) Weighted Average Number of Ordinary shares outstanding during the year	53,144,823	53,144,823
c) Earnings per share (EPS) (a/b)	1.98	2.03
23.00 NET OPERATING CASH FLOW PER SHARE (NOCFPS) :		
a) Cash flow from operating activities	116,673,449	133,605,335
b) Weighted Average Number of Ordinary shares	53,144,823	53,144,823
c) Net operating cash flow per share (NOCFPS) (a/b)	2.20	2.51
24.00 RECONCILIATION OF CASH FLOWS (OPERATING ACTIVITIES)		
Net Profit/(Loss) before Income Tax	145,356,735	140,069,989
Add: Non Cash and Non Operating Expenses and Income	(6,704,068)	(9,992,418)
Add: (Increase)/Decrease in current assets	(81,593,842)	(16,917,705)
Add: Increase/(Decrease) in current liabilities	88,973,287	52,109,702
Add: Income tax paid	(29,358,662)	(31,664,233)
Net cash flows from operating activities	116,673,449	133,605,335
25.00 CLAIMS AGAINST COMPANY NOT ACKNOWLEDGED AS DEBT:		
There was no claim against Company, which is not acknowledged as debt other than normal course of business.		
26.00 CONTINGENT LIABILITIES:		
There was no contingent liabilities other than normal course of business.		
27.00 CREDIT FACILITIES		
There was no credit facility available to the Company under any contract and availed of as on December 31, 2023 other than secured overdraft in the ordinary course of business.		
28.00	There was no capital expenditure commitment as at 31st December 2023.	
29.00	There were 451 numbers of employees.	



- 30.00** There was no bank guarantee issued by the company on behalf of their directors.
- 31.00** Statutory Auditors were paid only audit fee duly approved by the shareholders in the last AGM.
- 32.00** No expenses were paid as royalty and salary to technical experts etc.
- 33.00** During the year the company was not entered into any agreement with the third party
- 34.00** No remuneration was given to the director except the meeting fees.

35.00 Internal Control :

The following steps have been taken for implementation of an effective internal control procedure of the Company:

- i) A strong internal control and compliance division has been formed with a view to establish a well designated system of internal control.
- ii) Regular review of internal audit reports with view to implement the suggestion of internal auditors in respect if internal control technique.
- iii) To establish an effective management system that includes planning, organizing and supervising culture in branches of the company as well as at head office.

36.00 Credit Rating Report :

Credit Rating Information and Services Limited (CRISL) has assigned the Claim Paying Ability (CPA) rating of the company to 'AA' (very high claims paying ability) based on the audited Financial Statements up to December 31, 2021 and other relevant qualitative and quantitative information up-to the date of rating. The rating has been upgraded on the basis of profitable underwriting performance, good capital base, good FDR base, experienced and professional management team etc.

37.00 Related Party Transactions (IAS # 24) :

The Company has centered into transactions with other entities in normal course of business that fall within the definition of related party as per International Accounting Standard-24 "Related Party Disclosure". The items of related party transaction are not significantly different from those that could have been obtained from their parties. The significant related party transactions are as follows :

Name of the related party	Relationship	Nature of Transaction	Opening Balance	Transaction during the year		Closing Balance
				Debit	Credit	
Central Insurance Investment Ltd.	Subsidiaries	Intercompany	99,245,000	-	-	99,245,000
Madina Group	Common Director	Insurance Premium	0	62,701	62,701	
Aziz Group	Common Director	Insurance Premium	0	288,538	288,538	
A.S Trading Co.	Common Director	Insurance Premium	0	1,712,840	1,712,840	
Royal Group	Common Director	Insurance Premium	0	8,515,598	8,515,598	
KSRM Group	Common Director	Insurance Premium	0	9,354,699	9,354,699	



38.00 Key Management Personnel Compensation :

Sl. No.	Name of Employee	Short term employee benefits	Post employment benefits	Other long term benefits	Retirement benefits	Share based payment
1	Md. Badrul Amin Chief Executive Officer (c.c)	Salary Tk. 2,448,000 Bonus Tk. 241,000	P.F @ 10% of Basic Salary & Gratuity on last basic salary	No	P.F (own+ company) contribution & Gratuity	No
2	Md. Mizanur Rahman Senior Consultant	Salary Tk. 2,160,000 Bonus Tk. 203,800	No	No	No	No
3	Md. Abul Hasanat Chief Financial Officer	Salary Tk. 1,245,000 Bonus Tk. 129,500	P.F @ 10% of Basic Salary & Gratuity on last basic salary	No	P.F (own+ company) contribution & Gratuity	No
4	Md. Mahfizur Rahman (Head of Underwriting & BCD)	Salary Tk. 640,000 Bonus Tk. 80,000	No	No	No	No
5	Md. Noor-ul-Alam Sr. Executive Vice President & Company Secretary	Salary Tk. 47,178 Bonus Tk.	No	No	No	No

Key management personnel compensation included in management expenses and no other remuneration or special payment except as mentioned above was made to the key management personnel during the year 2023

39.00 Disclosure of Consolidated Financial Statements (IFRS # 10) :

Investment in Central Insurance Investment Ltd. (CIIL) meet the definition criteria of subsidiary company and thus consolidation becomes necessary. The CIIL is yet to get licenses from related regulatory bodies. It may be mention hear that the CIIL does not have any financial activities except some regulatory expenses being a company. In view of this, financial statement has not been consolidated considering the requirements of IFRS-10.

40.00 Disclosure of Events after the Reporting Period :

- 40.01** The Board of Director of Central Insurance Company Ltd. in its 248th meeting held on March 21, 2024 has recommended cash dividend @ 12% for the year 2023, out of the surplus available for the year 2023 subject to approval of shareholders in the ensuing 36th Annual General Meeting.
- 40.02** There was no event occurred after financial statement date, which might effect financial position of the company as on financial statement date.



SCHEDULE OF FIXED ASSETS AS ON DECEMBER 31, 2023

Schedule -A

A) PLANT, OFFICE EQUIPMENTS & OTHER FIXED ASSETS :

Sl	Particulars	Cost			Rate of Dep	Depreciation		Written Down	
		As on 1/1/2023	Addition During the year	Total as on 12/31/2023		As on 1/1/2023	Charge During the year		Total as on 12/31/2023
1	Furniture & Fixture	12,655,312	948,249	13,603,561	10%	8,752,307	459,027	9,211,334	4,392,227
2	Office Decoration	82,181,698	6,243,676	88,425,374	10%	32,783,687	5,098,126	37,881,813	50,543,561
3	Office Equipment	9,583,894	122,465	9,706,359	15%	9,121,589	77,298	9,198,886	507,473
4	Electrical Equipment	8,856,396	786,065	9,642,461	15%	4,521,226	738,200	5,259,425	4,383,036
5	Motor Vehicle	41,727,274	3,072,468	44,799,742	20%	32,492,654	2,165,705	34,658,359	10,141,383
6	Telephone Installation	3,440,241	37,199	3,477,440	20%	2,971,680	99,949	3,071,629	405,811
7	Air Cooler	13,680,030	476,961	14,156,991	15%	6,591,990	1,111,819	7,703,809	6,453,182
8	Computer & Software	9,891,012	984,879	10,875,891	25%	6,691,888	915,755	7,607,643	3,268,248
9	Sign Board	1,109,663	73,205	1,182,868	25%	880,829	64,239	945,068	237,800
10	Right of use Assets	4,275,044	1,002,676	5,277,720		1,998,256	1,076,089	3,074,345	2,203,375
	Total	187,400,564	13,747,843	201,148,407		106,806,105	11,806,207	118,612,312	82,536,095

B) Properties :

B.1) AT COST :

1	Building at 7-8 Motijheel	1,718,373		1,718,373	2.5%	104,807	40,339	145,146	1,573,227
2	Floor Space at Agrabad	38,533,290		38,533,290	2.5%	3,656,252	871,926	4,528,178	34,005,112
3	Land at 7-8 Motijheel	39,318,982	775,500	40,094,482					40,094,482
	Total	79,570,645	775,500	80,346,145		3,761,059	912,265	4,673,324	75,672,821



B.2) AT REVALUATION :

1	Building at 7-8 Motijheel	24,494,495	24,494,495	2.5%	1,791,543	567,574	2,359,116	22,135,379
2	Floor Space at Agrabad	905,734	905,734	2.5%	66,246	20,987	87,233	818,501
3	Land at 7-8 Motijheel	471,265,254	471,265,254					471,265,254
	Total	496,665,483	-		1,857,788	588,561	2,446,349	494,219,134
	Total (A+B)	763,636,692	14,523,343	-	112,424,952	13,307,032	125,731,985	652,428,051

SCHEDULE - B**Investment Properties :****A) AT COST :**

Sl	Particulars	Cost		Rate of Dep	Depreciation		Written Down Value as on 12/31/2023
		As on 1/1/2023	Addition During the year		Total as on 12/31/2023	Charge During the year	
1	Building at 7-8 Motijheel	3,201,309		2.5%	195,254	75,151	2,930,904
2	Building at Kawranbazar	112,769,188		2.5%	10,574,539	2,554,866	99,639,783
3	Land at 7-8 Motijheel	61,569,543					61,569,543
4	Land at Kawranbazar	9,912,000					9,912,000
	Total	187,452,040	-		10,769,793	2,630,017	174,052,230

B) AT REVALUATION :

1	Building at 7-8 Motijheel	45,632,944	45,632,944	2.5%	3,337,622	1,057,383	4,395,005	41,237,939
2	Building at Kawranbazar	16,076,598	16,076,598	2.5%	1,175,852	372,519	1,548,371	14,528,227
3	Land at 7-8 Motijheel	877,961,384	877,961,384					877,961,384
4	Land at Kawranbazar	173,488,000	173,488,000					173,488,000
	Total	1,113,158,926	-		4,513,474	1,429,902	5,943,376	1,107,215,550
	Total (A+B)	1,300,610,966	-		15,283,267	4,059,919	19,343,186	1,281,267,780
	Grand Total	2,064,247,658	14,523,343	-	127,708,219	17,366,952	145,075,171	1,933,695,830



ANNEXTURE-1

SHARE INVESTMENT POSITION AS ON 31-12-2023

Sl.#	Name of Items	No. of share	Book Value	Average Cost	Market Rate	Market Value
A. Quoted Shares :						
1	AB Bank 1st Mutual fund	800,000	5,634,720	7.04	5.20	4,160,000
2	AIBL 1st Islamic Mutual Fund	500,000	5,249,400	10.50	7.70	3,850,000
3	Bangladesh Submarine Cable Company Ltd.	25,000	4,417,212	176.69	218.90	5,472,500
4	Eastland Insurance Co. Ltd.	30,381	1,566,240	51.55	24.40	741,296
5	EBL NRB Mutual Fund	500,000	3,861,550	7.72	6.50	3,250,000
6	First Bangladesh Fixed Income Fund	200,000	1,383,450	6.92	5.10	1,020,000
7	First Janata Mutual Fund	300,000	2,035,765	6.79	6.10	1,830,000
8	Green Delta Mutual Fund	100,000	1,000,000	10.00	6.90	690,000
9	IBBL Mudaraba Perpetual Bond	500	460,652	921.30	1,053.00	526,500
10	IFIC Bank 1st Mutual Fund	600,000	4,580,899	7.63	5.10	3,060,000
11	IFIL Islamic Mutual Fund-1	400,000	2,918,730	7.30	7.00	2,800,000
12	Khulna Power Co. Ltd.	210,500	18,501,714	87.89	26.60	5,599,300
13	MBL 1st Mutual Fund	500,000	4,748,025	9.50	6.70	3,350,000
14	National Life Insurance Co. Ltd.	14,021	3,714,586	264.93	179.00	2,509,759
15	NCC Bank Ltd.	16,163	222,427	13.76	13.10	211,735
16	PHP First Mutual Fund	300,000	2,316,930	7.72	5.20	1,560,000
17	Reliance 1	100,000	1,147,619	11.48	11.50	1,150,000
18	Singer BD Ltd.	100,000	20,451,347	204.51	151.90	15,190,000
19	Sumit Power Ltd.	19,198	1,058,517	55.14	34.00	652,732
20	United Finance Co. Ltd.	70,875	4,002,943	56.48	15.80	1,119,825
21	United Power Generation & Distribution Co Ltd	69,170	19,573,912	282.98	233.70	16,165,029
	Sub Total		108,846,639			74,908,677
B. Unquoted Shares :						
29	Central Depository Bangladesh Ltd.	571,181	1,569,450	2.75		1,569,450
30	GMG Air Lines Ltd.	110,000	5,000,000	45.45		5,000,000
31	ICB Islamic Unit Fund	53,610	1,490,175	27.80		1,490,175
32	ICB AMCL 1st Unit Fund	124,100	3,286,572	26.48		3,286,572
33	VNFUF (NLI 1st MF)	23,920	194,983	8.15		194,983
	Sub Total		11,541,180			11,541,180
	Grand Total (A+B)		120,387,819			86,449,857

